

# MURANGA COUNTY MWANANCHI BUDGET

## FINANCIAL YEAR 2024-2025

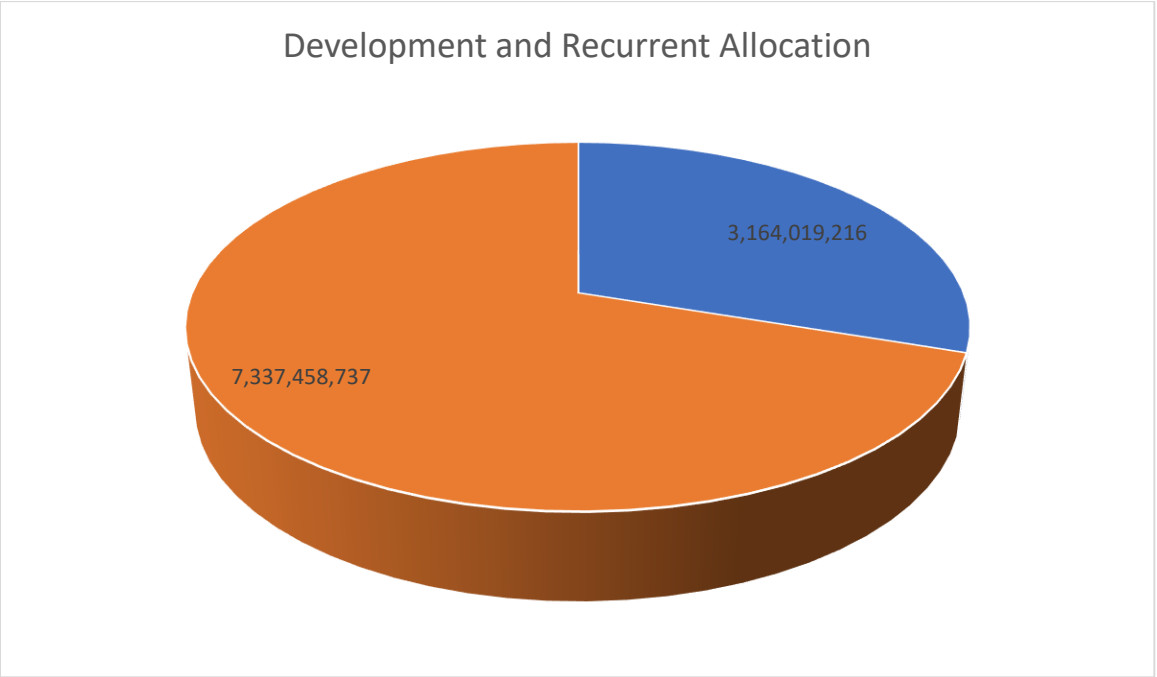


The county Government of muranga has continued implementing projects with social economic benefits to the residents of the County as per the Governors manifesto and the Bottom-up Economic Transformative Agenda (BETA) of the UDA Government.

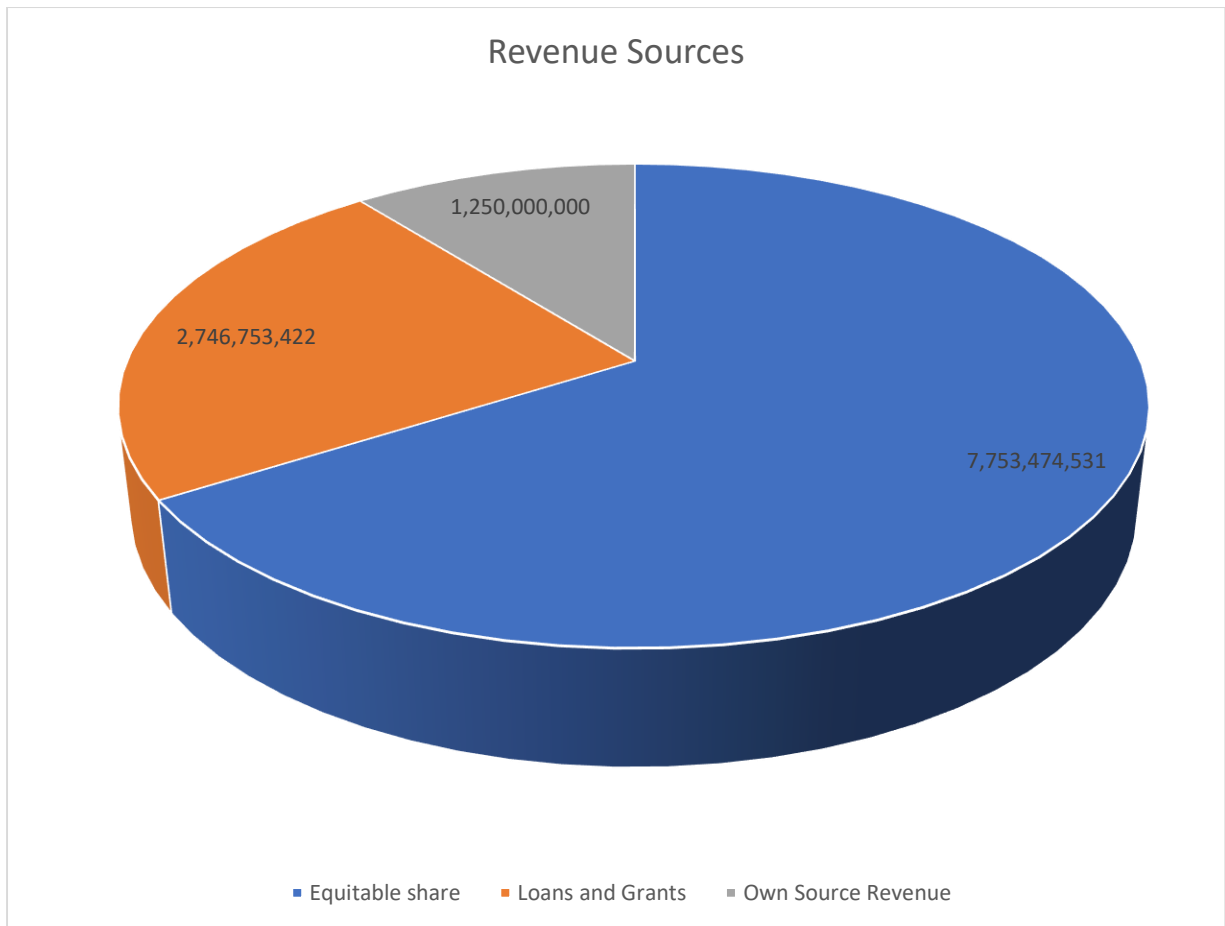
### KEY MILESTONES ACHIEVED IN THE FINANCIAL YEAR 2023-2024

- The county was able to collect Own Source Revenue of over one billion for the first time ever thereby meeting the budgeted estimates.
- The County managed to cover 38,500 persons under Kangata-care Health Programme
- Agricultural Subsidy Programme under Inua Mkulima benefitted 20,983 farmers
- Uji Programme benefitted 42,000 pupils in the county with all public ECDE centres benefitting
- Under Smart City Programme eight urban centres were upgraded with bitumen and Cabrols
- The county enrolled 700 youths under Muranga Youth Service thereby equipping them with technical skills
- Bursary was awarded under Nyota-Zetu programme and day schools bursary
- Community Development Programme delivered over 150 projects to Muranga county residents

In the financial year2024-2025 the overall budget amounts to Kshs 10,501,477,953.  
Development budget amounts to Kshs 3,164,019,210 and Recurrent 7,337,458,737.



The budget will be financed by an equitable share allocation of Kshs 7,753,474,531 Loans and grants from national government and development patners of Kshs 2746,753,422 and Own Source Revenue of Kshs 1,250,000.

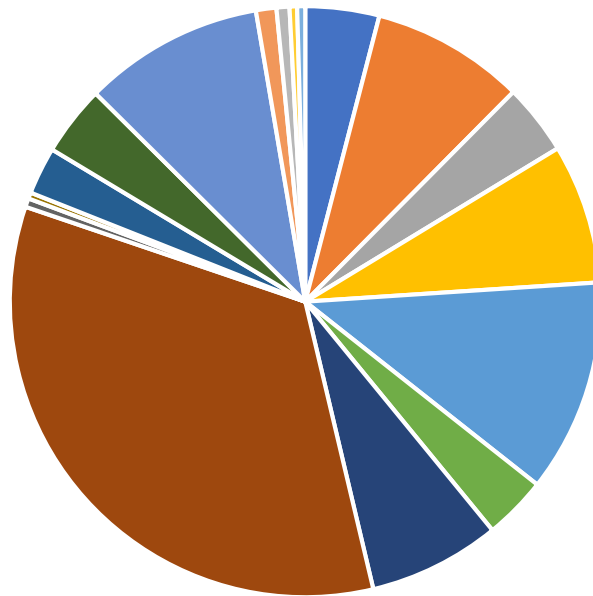


Allocation to departments is as per the table below.

Governorship	424,326,209
County Assembly	881,956,442
Finance, And Economic Planning	407,008,543
Agriculture, Livestock and Fisheries	802,448,221
Energy Transport and Roads	1,225,671,381
Commerce, Trade, Industry and Tourism	362,230,706

Education & Technical Training	758,309,214
Health And Sanitation	3,560,743,095
Lands, Housing & Physical Planning	50,079,031
County Public Service Board	35,115,881
Youth, Culture, Gender, Social Services & Special Programs	272,679,737
Environment, Natural Resources, Water and Irrigation	402,537,167
Public Service Administration & Information Technology	1,037,082,478
Murang'a Municipality	117,441,824
Kenol Municipality	74,348,024
Kangari Municipality	43,500,000
Devolution and External Linkages	46,000,000
Total County Budget	10,501,477,953

## DEPARTMENTAL ALLOCATIONS IN PERCENTAGES



- Governorship
- County Assembly
- Finance, And Economic Planning
- Agriculture, Livestock And Fisheries
- Energy Transport And Roads
- Commerce, Trade, Industry And Tourism
- Education & Technical Training
- Health And Sanitation
- Lands, Housing & Physical Planning
- County Public Service Board
- Youth, Culture, Gender, Social Services & Special Programs
- Environment, Natural Resources, Water and Irrigation
- Public Service Administration & Information Technology
- Murang'a Municipality
- Kenol Municipality
- Kanagari Municipality

The key flagship projects to be implemented in the financial year across departments are:

- Community Development Projects 512 million
- Smart Cities 280 million
- Improvement of Medical Facilities 221 million

➤ Kangata Care	200 million
➤ Agricultural Subsidy – Inua Mkulima	195 million
➤ Muranga Youth Service	139 million
➤ Uji Programme	115 million
➤ Bursary	235 million
➤ Automation	40 million

To fund the budget, the county is working to improve own source revenue from the 1 billion collected in the year 2023-2024 to Kshs 1.25 billion. The breakdown of Own Source Revenue streams is as below;

1	REVENUE STREAM	BUDGETTED AMOUNT
2	FACILITY IMPROVEMENT FEES	500,000,000
3	LICENCES	202,540,450
4	LIQUOR LICENCES	109,084,260
5	LANDS & PLANNING REVENUE	94,511,455
6	LAND RATE	80,200,000
7	BULDG MATERIALS & OTHER CESS	78,750,160
8	BARTER MARKET FEE	49,810,875
9	BUS PARK FEE	39,788,100
10	PARKING FEE	22,058,610
11	VETERINARY SERVICES	22,020,240
12	ADVERTISEMENT	14,189,680
13	MOTOR BIKES/TUK-TUK	8,842,700
14	CESS REVENUE	8,357,815
15	ALL OTHERS	19,845,655
	<b>TOTAL</b>	<b>1,250,000,000</b>